



10U Colocation in AtlasEdge London 1

A new data center located in close proximity to Telehouse. This Tier 3 certified facility boasts a range of other certifications. With easy connections to all Telehouse North networks, you can connect to any provider via Voxility cross-connect. If you need to place multiple servers in London, Atlas Edge London 1 is the choice.

1 Year Commitment - Price per Month

The price is for a full calendar month and you commit to pay this price monthly for a full year (one day prior of activation date, next year). You cannot switch to a shorter commitment term and if you request service termination prior the one year anniversary, you still have to pay monthly the cost of this service until the last day of last month or pay a significant termination fee.

Prices does not include taxes

Monthly

+ Usage

On-site support not included in Standard SLA is charged

One-Time Setup

Delivery in

Total






\$654.36

\$57/Hour

\$0.00

PRODUCT SPECIFICATIONS

The price includes the system described below. Components marked with  can be replaced with others in the same category from Alternative Options list. Some options might not work if they are mixed together in this system

Good For	Easy to physically interconnect with over 45 other companies and easy access to over 750 n...
Datacenter	AtlasEdge DC London I
Address	11 Wapping Lane Street, London, England E1W 2DA, United Kingdom
Space	10U (rack units) in a full-depth, 19" shared rack cabinet
Guarantees	99,999% power using both lines
Who's here	Cogent, Colt, Zeyond and others. PeeringDB maintains a public up-to-date list of participants.
Speed Test	If you choose to have Voxility as an upstream IP transit provider in this location, you can use th...
Power Consumption	0.7 kW maximum power draw This is the equivalent of 511 kWh/month. You are free to in... 
Voltage	230V
Power Supply	2 lines (A primary + B redundant)
SLA for Colocation	Standard SLA for a Colocation service. 'Remote hands' This SLA assumes the equipment is i... 
Fiber Connectivity	Do not install any Fiber Patch Panel – Cross Connects will not be possible to be originated o... 
Connection Speed	1 Gbps 
IPs for Equipment Management Ports	I don't need IPs for equipment management ports 

Location

Power

Power Consumption 1	Setup	Monthly
1 kW maximum power draw	-	+\$187.53
1.25 kW maximum power draw	-	+\$375.06

Colocation Support

SLA for Colocation 2	Setup	Monthly
Expert SLA for a Colocation Service	+\$684.00	-

Connectivity

Cross Connects Patch Panel

Fiber Connectivity 3	Setup	Monthly
Access to 2 ODF ports for cross-connects	-	+\$97.09
Access to 4 ODF ports for cross-connects	-	+\$129.01
Access to 6 ODF ports for cross-connects	-	+\$144.97
Access to 8 ODF ports for cross-connects	-	+\$232.75
Access to 10 ODF ports for cross-connects	-	+\$250.04
Access to 12 ODF ports for cross-connects	-	+\$262.01
Access to 24 ODF ports for cross-connects	-	+\$465.50

Network Access

Connection Speed 4	Setup	Monthly
2 Gbps (2 x 1 Gbps LACP)	-	+\$5.70
4 Gbps (4 x 1 Gbps LACP)	-	+\$22.80

Network Access (continued...)

Connection Speed (continued...) 4	Setup	Monthly
10 Gbps	-	+\$34.20
20 Gbps (2 x 10 Gbps LACP)	-	+\$68.40
40 Gbps (4 x 10 Gbps LACP)	-	+\$136.80
40 Gbps	-	+\$79.80
80 Gbps (2 x 40 Gbps LACP)	-	+\$148.20

Out-of-Band Network

IPs for Equipment Management Ports 5	Setup	Monthly
2 IPs for use on equipment management ports	-	+\$4.56
6 IPs for use on equipment management ports	-	+\$13.68
10 IPs for use on equipment management port..	-	+\$22.80