



20U Colocation in AtlasEdge London 1

A new data center located in close proximity to Telehouse. This Tier 3 certified facility boasts a range of other certifications. With easy connections to all Telehouse North networks, you can connect to any provider via Voxility cross-connect. If you need to place multiple servers in London, Atlas Edge London 1 is the choice.

1 Year Commitment - Price per Month

The price is for a full calendar month and you commit to pay this price monthly for a full year (one day prior of activation date, next year). You cannot switch to a shorter commitment term and if you request service termination prior the one year anniversary, you still have to pay monthly the cost of this service until the last day of last month or pay a significant termination fee.

Prices does not include taxes

Monthly

+ Usage


On-site support not included in Standard SLA is charged





One-Time Setup

Delivery in

| | |
|-------|------------------|
| Total | |
| | \$1049.60 |
| | \$54/Hour |
| | \$0.00 |
| | |

PRODUCT SPECIFICATIONS

The price includes the system described below. Components marked with  can be replaced with others in the same category from Alternative Options list. Some options might not work if they are mixed together in this system

| | |
|------------------------------------|---|
| Good For | Easy to physically interconnect with over 45 other companies and easy access to over 750 n... |
| Datacenter | AtlasEdge DC London I |
| Address | 11 Wapping Lane Street, London, England E1W 2DA, United Kingdom |
| Guarantees | 99,999% power using both lines |
| Who's here | Cogent, Colt, Zeyond and others. PeeringDB maintains a public up-to-date list of participants. |
| Speed Test | If you choose to have Voxility as an upstream IP transit provider in this location, you can use th... |
| Power Consumption | 1.4 kW maximum power draw This is the equivalent of 1022 kWh/month. You are free to ...  |
| Voltage | 230V |
| Power Supply | 2 lines (A primary + B redundant) |
| SLA for Colocation | Standard SLA for a Colocation service. 'Remote hands' This SLA assumes the equipment is i...  |
| Fiber Connectivity | Do not install any Fiber Patch Panel – Cross Connects will not be possible to be originated o...  |
| Connection Speed | 1 Gbps  |
| IPs for Equipment Management Ports | I don't need IPs for equipment management ports  |
| Space | 20U (rack units) in a full-depth, 19" shared rack cabinet |

Location

Power

| Power Consumption 1 | Setup | Monthly |
|----------------------------|-------|-----------|
| 2 kW maximum power draw | - | +\$299.52 |
| 2.5 kW maximum power draw | - | +\$600.32 |

Colocation Support

| SLA for Colocation 2 | Setup | Monthly |
|-------------------------------------|-----------|---------|
| Expert SLA for a Colocation Service | +\$648.00 | - |

Connectivity

Cross Connects Patch Panel

| Fiber Connectivity 3 | Setup | Monthly |
|---|-------|-----------|
| Access to 2 ODF ports for cross-connects | - | +\$93.44 |
| Access to 4 ODF ports for cross-connects | - | +\$124.16 |
| Access to 6 ODF ports for cross-connects | - | +\$139.52 |
| Access to 8 ODF ports for cross-connects | - | +\$224.00 |
| Access to 10 ODF ports for cross-connects | - | +\$240.64 |
| Access to 12 ODF ports for cross-connects | - | +\$252.16 |
| Access to 24 ODF ports for cross-connects | - | +\$448.00 |

Network Access

| Connection Speed 4 | Setup | Monthly |
|---------------------------|-------|----------|
| 2 Gbps (2 x 1 Gbps LACP) | - | +\$5.40 |
| 4 Gbps (4 x 1 Gbps LACP) | - | +\$21.60 |
| 10 Gbps | - | +\$32.40 |

Network Access (continued...)

| Connection Speed (continued...) 4 | Setup | Monthly |
|--|-------|-----------|
| 20 Gbps (2 x 10 Gbps LACP) | - | +\$64.80 |
| 40 Gbps (4 x 10 Gbps LACP) | - | +\$129.60 |
| 40 Gbps | - | +\$75.60 |
| 80 Gbps (2 x 40 Gbps LACP) | - | +\$140.40 |

Out-of-Band Network

| IPs for Equipment Management Ports 5 | Setup | Monthly |
|---|-------|----------|
| 2 IPs for use on equipment management ports | - | +\$4.32 |
| 6 IPs for use on equipment management ports | - | +\$12.96 |
| 10 IPs for use on equipment management port.. | - | +\$21.60 |
| 15 IPs for use on equipment management port.. | - | +\$32.40 |
| 20 IPs for use on equipment management port.. | - | +\$43.20 |