



# 20U Colocation in CoreSite LA2 Los Angeles

Halve your networking equipment and servers colocation expenses in Los Angeles by using only half of a shared rack cabinet in CoreSite LA2.

## 1 Year Commitment - Price per Month

The price is for a full calendar month and you commit to pay this price monthly for a full year (one day prior of activation date, next year). You cannot switch to a shorter commitment term and if you request service termination prior the one year anniversary, you still have to pay monthly the cost of this service until the last day of last month or pay a significant termination fee.

Prices does not include taxes

### Monthly

+ Usage


On-site support not included in Standard SLA is charged






### One-Time Setup

Delivery in

Total	
	<b>\$1283.00</b>
	\$54.5/Hour
	<b>\$0.00</b>

## PRODUCT SPECIFICATIONS

The price includes the system described below. Components marked with  can be replaced with others in the same category from Alternative Options list. Some options might not work if they are mixed together in this system

Good For	Easy to physically interconnect with over 250 other companies. The main location on West C...
Datacenter	CoreSite LA2 Los Angeles
Address	900 North Alameda Street, Los Angeles, California 90012, United States
Space	<b>20U (rack units)</b> in a full-depth, 19" shared rack cabinet
Guarantees	99,999% power using both lines
Who's here	PeeringDB maintains a public up-to-date list of participants. CoreSite LA2 has access to Cor...
Speed Test	If you choose to have Voxility as an upstream IP transit provider in this location, you can use th...
Power Consumption	<b>1.4 kW</b> maximum power draw This is the equivalent of 1022 kWh/month. You are free to ... 
Power Supply	2 lines (A primary + B redundant)
SLA for Colocation	Standard SLA for a Colocation service. <b>'Remote hands'</b> This SLA assumes the equipment is i... 
Fiber Connectivity	Access to 4 ODF ports for cross-connects 
Connection Speed	1 Gbps 
IPs for Equipment Management Ports	I don't need IPs for equipment management ports 

# Location

## Power

Power Consumption <b>1</b>	Setup	Monthly
2 kW maximum power draw	-	+\$162.00
2.5 kW maximum power draw	-	+\$391.00

## Colocation Support

SLA for Colocation <b>2</b>	Setup	Monthly
Expert SLA for a Colocation Service	+\$436.00	-
Ultimate SLA for a Colocation Service	+\$654.00	+\$136.25

# Connectivity

## Cross Connects Patch Panel

Fiber Connectivity <b>3</b>	Setup	Monthly
Access to 6 ODF ports for cross-connects	-	+\$30.00
Access to 8 ODF ports for cross-connects	-	+\$60.00
Access to 10 ODF ports for cross-connects	-	+\$90.00
Access to 12 ODF ports for cross-connects	-	+\$120.00
Access to 24 ODF ports for cross-connects	-	+\$300.00

## Network Access

Connection Speed <b>4</b>	Setup	Monthly
2 Gbps (2 x 1 Gbps LACP)	-	+\$5.45
4 Gbps (4 x 1 Gbps LACP)	-	+\$21.80
10 Gbps	-	+\$32.70
20 Gbps (2 x 10 Gbps LACP)	-	+\$65.40

## Network Access (continued...)

Connection Speed (continued...) <b>4</b>	Setup	Monthly
40 Gbps (4 x 10 Gbps LACP)	-	+\$130.80
40 Gbps	-	+\$76.30
80 Gbps (2 x 40 Gbps LACP)	-	+\$141.70

## Out-of-Band Network

IPs for Equipment Management Ports <b>5</b>	Setup	Monthly
2 IPs for use on equipment management ports	-	+\$4.36
6 IPs for use on equipment management ports	-	+\$13.08
10 IPs for use on equipment management port..	-	+\$21.80
15 IPs for use on equipment management port..	-	+\$32.70
20 IPs for use on equipment management port..	-	+\$43.60